

Our ESG Performance

Safety Management

- Zero Fatality
- Regular Safety Assessment
- 88.24% reduction in LTFIR for workers as compared to FY 23-24.

Renewable Energy

- Rooftop solar power with a capacity of 3.905 MW
- Power generation increased by 1.46% in FY 25.

Energy Monitoring Systems

Online system tracks electricity & diesel to optimize energy use and efficiency

GHG Intensity

- Scope 1 reduced by 19.70% / 16.13% in FY 2025 vs FY 2024
- GHG intensity (Scope 1 & 2) down by 4.79% in FY 2025 vs FY 2024

04 – BRSR Policies

- We have strengthened existing policies with respect to BRSR and have drafted new ESG policy which has been approved by the Board
- All the updated policies has been uploaded on the website

03 – Supplier Assessment

- We have increased our coverage of supplier assessment on ESG parameters to 75% as compared to 65% in FY 23-24



01 – ESG Targets

- Scope 1 and Scope 2 emission reduction by 5% by FY 26-27
- Zero Lost Time Injuries (LTI)
- More than 90% 100% supplier ESG due diligence by 2030
- Target to be undertaken for improving female diversity to 5.5% by FY 26-27

02 – Scope 3 Assessment

- Data monitoring mechanisms for scope 3
- Reported five scope 3 categories:
 - ✓ Category 4 Upstream Transportation & Distribution
 - ✓ Category 5 Waste generated in operations
 - ✓ Category 6 Business Travel
 - ✓ Category 7 Employee Commuting
 - ✓ Category 9 Downstream Transportation & Distribution

08 – Sustainability Awards

- Received Sustainability Leader of the year award FY 24-25 by Sustainovate
- Safety King award 2025 platinum category by Northstar and GD Goenka University

07 – Reasonable Assurance

- Conducted reasonable assurance of BRSR core indicators for FY 24-25 disclosures such as GHG footprint, water footprint, energy footprint, embracing circularity, employee well being and safety etc



05 – Waste Management Strategy

- Developed a waste management strategy which is a detailed SOP which shall be taken and implemented in our existing waste management practices

06 – Carbon Management Strategy

- Developed a carbon management strategy to showcase our efforts in reducing greenhouse gases & approach to net zero

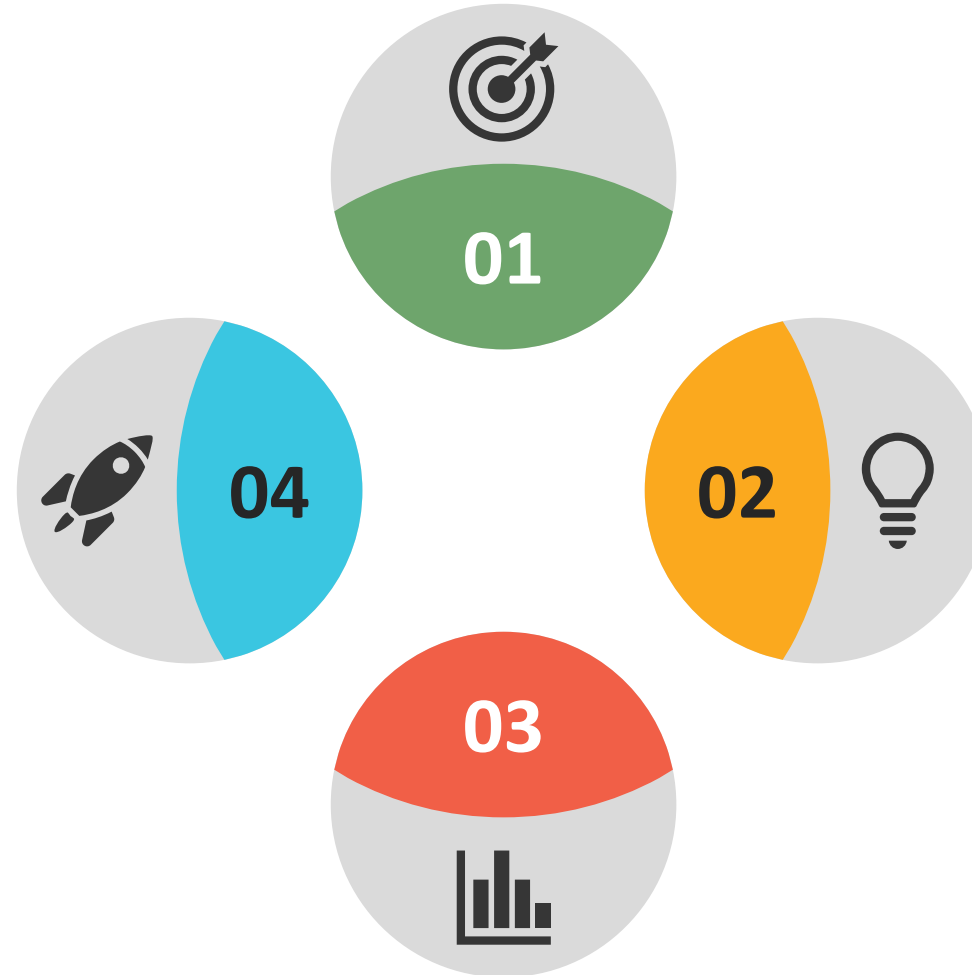
Key ESG Initiatives undertaken...

EV Forklifts for Material Handling

- Eliminates direct carbon emissions from fuel combustion, reducing Scope 1 emissions
- No exhaust emissions, leading to better air quality in production facilities

Dual Fuel DG Set with PNG (Piped Natural Gas)

- PNG burns cleaner than diesel, reducing CO₂ and other pollutant emissions
- Natural gas is often more economical than diesel, reducing operational costs



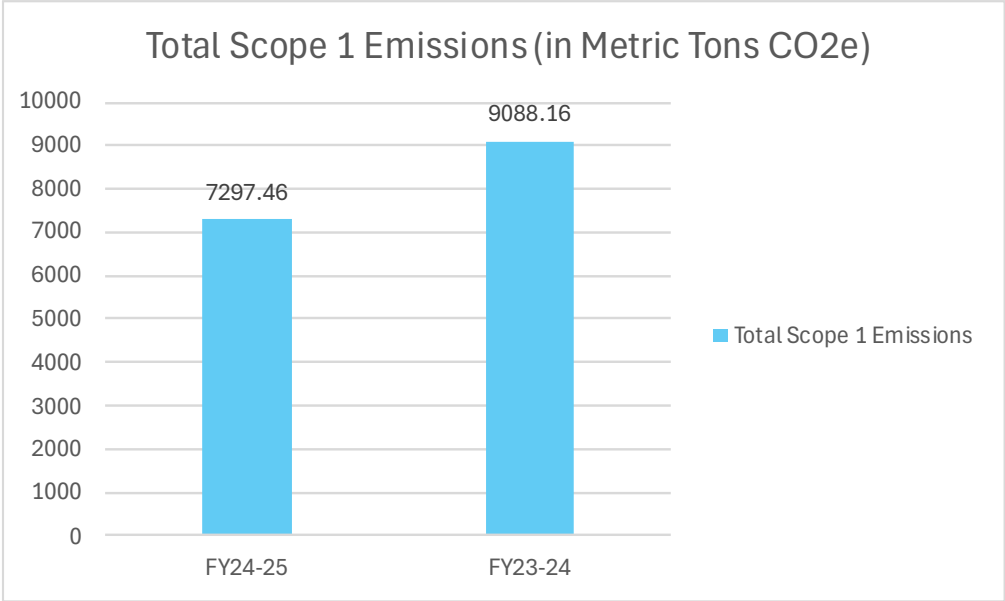
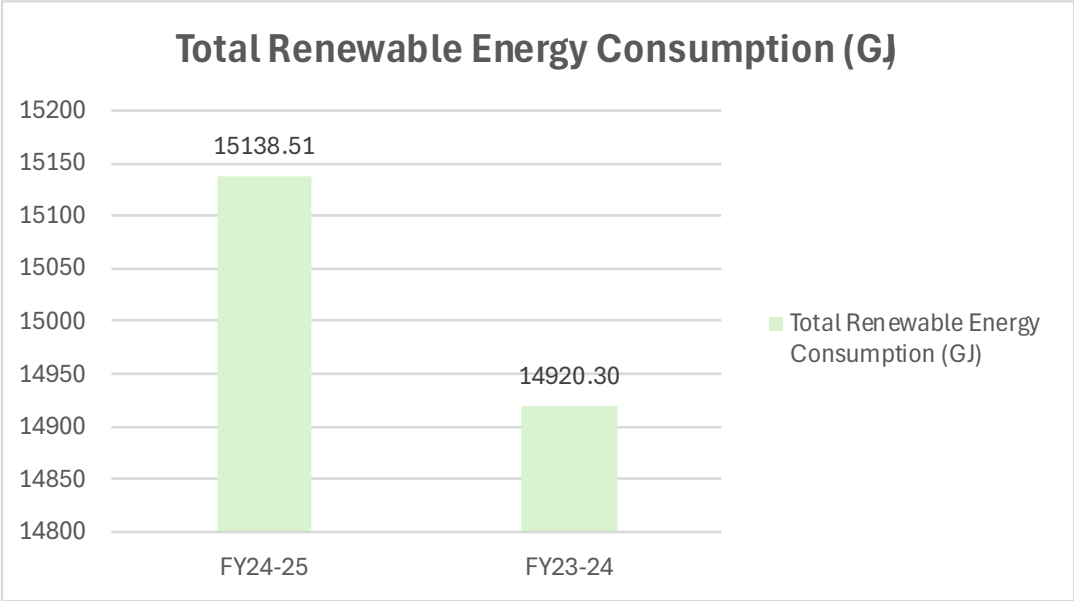
Dedicated Power Feeder

- Minimizes transmission and distribution losses, ensuring optimal power utilization
- Reducing voltage fluctuations decreases downtime and enhances energy efficiency

Adoption of IE3 & IE4 Motors

- Reduces power consumption in key manufacturing processes such as extrusion, winding, and cutting
- Higher efficiency means reduced electricity bills and a lower scope 2 emissions

Our ESG Performance (Graphical Representation)



In FY 2024-25 We have conducted Shareholder Satisfaction Survey by sending email to 1,65,707 shareholders, received response from 48 shareholders with an average satisfaction rating of 'Excellent' from shareholders.

Next Steps..

ESG Ratings

- Undertake ESG ratings such as S&P Global (DJSI), CDP post integrated report FY 24-25

03

EPR Registration

- Extended Producer Responsibility (EPR) registration and undertake initiatives for action plan as per CPCB

02

Life Cycle Assessment (LCA)

01

- Conduct LCA of our wires and cables product in FY 25-26 for effective disclosure in Integrated Report and addressing our customer queries