




CAT 6 UTP Cables



Co-Axial Cables



CCTV Cables



Telephone Cables



COMMUNICATION CABLES

ENABLING SUPERFAST COMMUNICATIONS

CMD'S MESSAGE

KEI Industries, an Indian MNC founded in 1968, is a global leader in wire and cable solutions having an extensive range of world-class products and services. With multiple robust & cutting edge manufacturing facilities and a vast network of more than 30,000 channel partners, KEI serves clients in 65+ countries, establishing itself as a one-stop-shop for comprehensive wire and cable solutions. The company achieved a turnover of INR 9735.88+ Crore in the fiscal year 2024-25.

As the world faces the pressing challenges of global warming and climate change, KEI Industries is dedicated to leading the way towards a sustainable and a carbon-neutral future. Our

dedication involves using clean gas and solar energy, alongside advanced air and water treatment systems, to eliminate hazardous chemicals and ensure a safe, sustainable environment. Our diverse array of products also reflects our strong commitment towards building an eco-friendly efficient surrounding. With an ongoing focus on innovation, KEI is positioned to lead in sustainability while meeting the demands of global consumers through using cutting-edge technologies, driving progress and setting new standards for environmental responsibility.

MR. ANIL GUPTA

Chairman & Managing Director
KEI Industries Limited

STATE OF THE ART MANUFACTURING 7 UNITS



BHIWADI
RAJASTHAN



CHOPANKI
RAJASTHAN



PATHREDI-1
RAJASTHAN




PATHREDI-2
RAJASTHAN



RAKHOLI
DADRA AND NAGAR
HAVELI




CHINCHPADA
DADRA AND NAGAR
HAVELI



SANAND
GUJARAT
(COMING SOON)

BUILDING THE NATION...! PRESTIGIOUS PROJECTS WIRED BY KEI



RAM MANDIR




**WORLD'S TALLEST
STATUE OF UNITY**



**WORLD'S
LARGEST NARENDRA
MODI STADIUM**




**PARLIAMENT OF
INDIA**




**KONKAN RAILWAY
PROJECT**




**INDIA'S LONGEST
BOGIBEEL BRIDGE**




BULLET TRAIN




**INDIAN INSTITUTE
OF TECHNOLOGY
BOMBAY**




**AIROLI-KATAI
NAKA TUNNEL**



**MUMBAI COASTAL
ROAD MEGA PROJECT**



MUMBAI MONORAIL







**MUMBAI NAGPUR
SAMRUDDHI HIGHWAY**



Empowering the next-gen of superfast communication



-  Co- Axial Cables
-  Telephone Switch Board Cables
-  CAT 6 UTP Cables
-  CCTV Cables

Our range



Co-Axial Cables

KEI's co-axial cables, RG59, RG6 & RG11 used in the transmission of RF signals and power for voice, data and video applications. The double-shield coaxial cable protects signals from external electromagnetic interference & solid electrolytic grade 99.97% pure copper conductor offers superior electrical performance meeting all requirements of CATV, DTH, Broadband, Digital & Analog signal applications.

Our co-axial cables are Special International Digital Designed for transmission of high frequency signals with minimum loss for DTH, Institute and Digital Headend etc. The various configurations of our cables are solid copper center conductor and also available in Copper Clad Steel (CCS), Polyethylene Foam PE, Aluminium laminated tape to provide 100% coverage, Aluminium alloy wire braids to give additional mechanical strength, Flooding Compound jelly to provide internal corrosion & water resistance properties and PVC cover to give environmentally secured safe seal to the construction. Cables tested on 3.0 Ghz spectrum analyzer.




Cable Construction

		RG59	RG6	RG11
1	a) Cable Size & Type b) Construction Details	Electrolytic grade solid bare copper conductor, foam polyethylene insulation, with laminated aluminium tape and Aluminium Alloy Wire braid, Jelly flooded and PVC Jacketing in Black colour.		
2	CONDUCTOR a) Cross Sectional Area b) Diameter (Approx)	Solid Annealed Bare Electrolytic Grade Tough Pitch (ETP) Copper (CU) conductor. Also available in Copper Clad Steel - RG 6 CCS & RG 11 CCS		
		0.81mm	1.02mm	1.63mm
3	DIELECTRIC a) Material b) Core Diameter (Approx)	Physical foam PE		
		3.60mm	4.60mm	7.10mm
4	SHIELD CONSTRUCTIONS a) 1st Shield b) 2nd Shield	Bonded Al tape Aluminium alloy wire braid with Minimum 60% coverage.		
5	FLOODING COMPOUNDS a) Material	Jelly		
6	OUTER SHEATH (JACKET) a) Material b) Colour c) Nominal O.D of cable	Extruded PVC Black		
		6.10mm	6.93mm	10.16mm
	OTHER DATA a) Bending radius, Minimum b) Packing Length	40mm 100/305 Mtr Coil	70mm 100 mtr Coil/305 Mtr Spool	80mm 100 mtr Coil/305 Mtr Spool

Electrical Properties


CHARACTERISTICS	RG59	RG6	RG11	
Maximum DC Resistance at 20°C (Ohm/100m)	3.55	2.13	0.85	
Impedance (Ohm)	75 ± 3	75 ± 3	75 ± 3	
Velocity of Propagation (Vp)%	Min. 82	Min. 82	Min. 82	
Nominal Capacitance (pf/mtr)	53	53	53	
Maximum Attenuation @ 20°C	Frequency(MHz)	(dB/100m)	(dB/100m)	(dB/100m)
	5	2.82	1.9	1.25
	55	6.73	5.25	3.15
	211	12.47	10	6.23
	250	13.45	10.82	6.72
	270	13.85	11.04	7
	300	14.60	11.64	7.38
	330	15.29	12.26	7.71
	350	15.75	12.63	7.94
	400	16.73	13.61	8.53
	450	17.72	14.43	9.02
	500	18.70	15.29	9.51
	550	19.52	16.08	9.97
600	20.34	16.73	10.43	
750	22.87	18.54	11.97	
870	24.85	20.04	13.31	
1000	26.64	21.49	14.27	



Telephone (switch board) Cables

KEI Telephone cables are recommended for use in internal telephone wiring in high-rise buildings, offices, factories, hotels, residential complexes, etc.

KEI twisted pair cables are best suited for telephone cabling applications. The conductor is made of solid annealed, electrolytic grade high conductivity bare copper. The conductor is insulated with special grade high - density polyethylene with colour coding. The insulated cores are twisted with uniform lay to form pairs and are bunched together in such a manner so as to minimize cross talk. The cable is jacketed with a grey colour specially formulated Fire Retardant (FR) PVC with high oxygen and temperature index.



Reference Standard: ITD specifications S/WS 113C & KEI specifications



Electrical Parameters	0.4 mm Dia.	0.5 mm Dia.
Conductor Resistance (max.) Ohm/km at 20°C	143.0	92.20
Mutual Capacitance (max.) nf/km	50	50
Insulation Resistance in Air (min.) M-ohm/km	10,000	10,000
Capacitance Unbalance Pair to Pair (max.) Pf/km	250	250

Construction parameters	1 pair	2 pair	3 pair	4 pair	5 pair	10 pair
Conductor (Solid Annealed Bare Copper)	0.4 mm diameter (nom.) / 0.5 mm diameter (nom.)					
Insulation Material	Extruded High-Density Polyethylene					
Insulation Thickness (Avg.)	0.17 mm (for 0.4mm Cables) / 0.20 mm (for 0.5mm Cables)					
Diameter of Insulated Conductor (Maximum)	0.74 mm (for 0.4mm Cables) / 0.92 mm (for 0.5mm Cables)					
Rip Cord	Nylon cord placed under Jacket for easy Jacket Stripping					
PVC Jacket	Extruded FR PVC Compound (Grey Colour)					
Approx. Outer Diameter in mm (0.4 mm cables)	2.30	2.90	3.40	3.80	4.20	6.20
Approx. Outer Diameter in mm (0.5 mm cables)	2.60	3.30	3.80	4.50	4.90	8.20
Packing Length (mtrs.) 0.4mm & 0.5mm cables.	100	100	100	100	100	100

	1 pair	2 pair	3 pair	4 pair	5 pair	10 pair
COLOUR COMBINATIONS	White - Blue	White - Blue	White - Blue	White - Blue	White - Blue	White - Blue
	-	White - Orange	White - Orange	White - Orange	White - Orange	White - Orange
	-	-	White - Green	White - Green	White - Green	White - Green
	-	-	-	White - Brown	White - Brown	White - Brown
	-	-	-	-	White - Grey	White - Grey
	-	-	-	-	-	Red - Blue
	-	-	-	-	-	Red - Orange
	-	-	-	-	-	Red - Green
	-	-	-	-	-	Red - Brown
	-	-	-	-	-	Red - Grey



CAT 6 UTP Cables

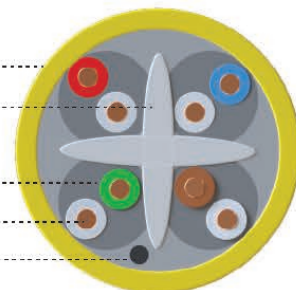
Applications

KEI CAT 6 UTP cables meet the requirements of ANSI/TIA-568-C.2 having enhanced performance for transmission of high speed data signals on LANs. It also supports Gigabit Ethernet (1000 baseT) standard.

Features & Benefits

- Improve Crosstalk Performance: Central spline separates pairs and maintains stable pair position.
- Optimized Cable Balance: Improved balance of transmission performance for simultaneous parallel transmission protocols.

Jacket
Separator
Insulation
Conductor
Rip Cord

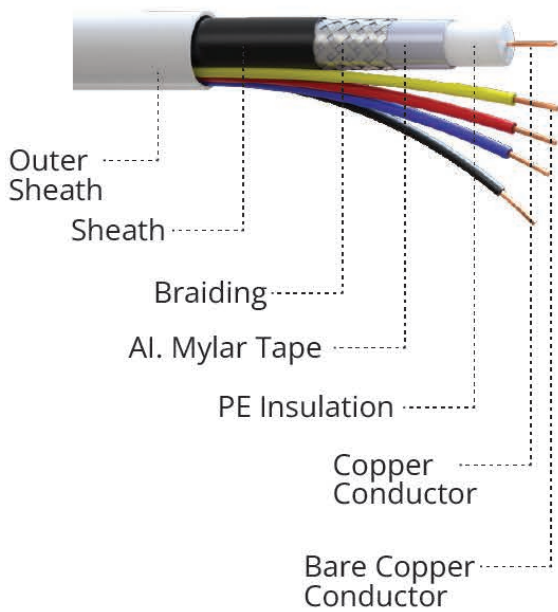


Cable Component	Component Material
Conductor	Solid bare electrolytic grade copper conductor 23AWG
Insulation	High Density Poly Ethylene
Packing	Available in 305 mtr spool.
Rip Cord	Nylon Cord
Jacket	PVC outer jacket (Dark Grey, Yellow, Blue Colour) Customized colour options as per customer requirement available.
Cable OD	Approx. 6.0 mm
Separator	Made of PE material

	Wire 1	Wire 2
Pair 1	White - Orange Stripe	Orange
Pair 2	White - Blue Stripe	Blue
Pair 3	White - Green Stripe	Green
Pair 4	White - Brown Stripe	Brown

Electrical Properties - CAT-6 4 P X23 AWG UNSHIELDED CABLES


CHARACTERISTICS									
DC Resistance (20deg)	Max 9.38 Ohm/100m								
DC Resistance Unbalanced	Max 5.0 %								
Mutual Capacitance	Max 5.6 nF/100m								
Capacitance Unbalance (Pr - Gr)	Max 330 pF/100m								
Insulation Resistance	Min 500 MΩ/100m								
Dielectric Strength	1/1 DC kV/min								
Impedance - Zo (1~250MHz)	100 +/- 15 Ω								
NVP	69%								
	Freq (MHz)	RL(min.)	ATT (max)	NEXT (min.)	PSNEXT (min.)	ELFEXT(min.)	PSELFEXT (min.)	TCL (min.)	ELTCTL (min.)
RL - Return Loss	1	20	2.03	74.3	72.3	67.8	64.8	40	35
	4	23	3.78	65.3	63.3	55.8	52.8	40	23
Att - Attenuation	8	24.5	5.32	60.8	58.8	49.7	46.7	40	16.9
	10	25	5.95	59.3	57.3	47.8	44.8	40	15
NEXT - Pair To Pair Near End Cross Talk	16	25	7.55	56.2	54.2	43.7	40.7	38	10.9
	20	25	8.47	54.8	52.8	41.8	38.8	37	9
PSNEXT - Power Sum Near End Cross Talk	25	24.3	9.51	53.3	41.3	39.8	36.8	36	7
	30	-	-	-	-	-	-	-	5.5
ELFEXT - Pair To Pair Equal Level Far End Cross Talk	31.25	23.6	10.67	51.9	49.9	37.9	34.9	35.1	n/s
	62.5	21.5	15.38	47.4	45.4	31.9	28.9	32	n/s
TCL-Transverse conversion loss	100	20.1	19.8	44.3	42.3	27.8	24.8	30	n/s
	200	18	28.98	39.8	37.8	21.8	18.8	27	n/s
ELTCTL-Equal level transverse conversion transfer loss	250	17.3	32.8	38.3	36.3	19.8	16.8	26	n/s
	1 MHz	570 ns/100m							
Propagation Delay (Max)	250 MHz	536 ns/100m							
	1 MHz	45 ns/100m							
Propagation Delay Skew (Max) at 20°C, 40°C & 60°C. Variation between pairs from values measured at 20°C is +/-10ns max.	10 MHz	45 ns/100m							
	100 MHz	45 ns/100m							
	250 MHz	45 ns/100m							



CCTV Cables

This CCTV 3+1, 4+1 construction cable is of hybrid type with combination of Communication and Electrical conductors. The 4 power cores enable powering of the CCTV camera. This cable used for combination of communication and electrical supply to CCTV Cameras & due to its composite component nature it allows CCTV installations tidy & provides lossless out. The communication cable (RG 59 Co-Axial Cable) is used for recording the images by the camera and to communicate with the data center. Co-axial cables are designed to transmit the complete video frequency range with minimum distortion or attenuation, making them an excellent choice for CCTV. The 4 number of wires in this CCTV cables are used for powering the cameras.

KEI Cables



Construction Parameters: Co-axial Cable (RG 59)

INNER CONDUCTOR	
Material	Solid Bare Copper
Diameter	0.81 mm (approx.)
DIELECTRIC	
Material	Physical Foam Polyethylene
Diameter	3.60 mm (approx.)
SHIELD	
1st Shield	Bonded Aluminium Tape
2nd Shield	Aluminium Alloy Braid
Coverage	Min. 60%
JACKET	
Material	PVC (Black)
Diameter	6.10 mm (approx.)
Bending Radius	40 mm (approx.)

ELECTRIC DATA

Inner Conductor dc Resistance	Max. 3.55 Ω /Km at 20°C
Capacitance (Nom.)	53.0 pF/m
Characteristic Impedance	75 \pm 3 ohm
Structural Return Loss	Min. 15 dB @ 1 – 1000 MHz
Nominal Velocity Ratio	Min. 82%

PERFORMANCE

FREQUENCY	Max. Attenuation (db/100 m) at 20°C
55 MHz	6.73
211 MHz	12.47
300 MHz	14.60
550 MHz	19.52
750 MHz	22.87
870 MHz	24.85
1000 MHz	26.64

INSULATED POWER CORES

No. of Cores	Conductor Diameter (Nom.) Solid or Flexible Bare Annealed Copper	Insulation Material	Core Diameter	Colour Codes	Overall Jacket (PVC) White	Overall Diameter
3	1/0.5mm OR 1/0.188	High Density Polythene	0.9 mm	Red, Yellow, Blue	PVC ST1 Conforming to IS 5831	8.0mm max.
4	1/0.5mm OR 1/0.188	High Density Polythene	0.9 mm	Red, Yellow, Blue, Black	PVC ST1 Conforming to IS 5831	8.0mm max.

KEI[®]

Wires & Cables

BRIDGING THE GAP ACROSS 65+ DIFFERENT COUNTRIES



THE POWER BEHIND THE POWER



Scan to reach other offices

KEI Industries Limited

REGISTERED AND CORPORATE OFFICE:

D-90, OKHLA INDUSTRIAL AREA PHASE-I, NEW DELHI-110020, TEL: +91-11-26818840/8642/0242 FAX: 26817225, 26811959

E-MAIL: info@kei-ind.com WEBSITE: www.kei-ind.com CIN NO: L74899DL1992PLC051527

