



KEI Industries Limited

Regd. Office: D-90, Okhla Industrial Area, Phase – 1 New Delhi – 110020. CIN: L74899DL1992PLC051527. Tel.: +91-11-26818840, 26818642, 26815558, 26815559. Fax: +91-11-26811959, 26817225. Email: info@kei-ind.com Website: www.kei-ind.com

KEI/BSE/2019-20
The Manager,
BSE Limited
Listing Division,
Phiroze Jeejeebhoy Towers,
Dalal Street,
Mumbai- 400 001.

Date: 19.07.2019

Sub: Shareholding Pattern for the Quarter ended on 30.06.2019.

Dear Sir / Madam,

Please find enclosed herewith Shareholding Pattern under regulation 31(1)(b) of the SEBI (Listing Obligations and Disclosure Requirements) Regulations, 2015 for the quarter ended on 30.06.2019.

This is for your information and record.

Thanking You,

Yours faithfully,
For KEI INDUSTRIES LIMITED

For KEI INDUSTRIES LIMITED


(KISHORE KUNAL)

GM (Corporate) & Company Secretary

(KISHORE KUNAL)

GM (Corporate) & Company Secretary

CC:

The National Stock Exchange of India Ltd. Listing Division, Exchange Plaza, Plot No. C/1, G Block, Bandra Kurla Complex, Bandra (E), Mumbai – 400 051	The Calcutta Stock Exchange Ltd. The Senior Manager, Listing Division, 7, Lyons Range, Kolkata-700001
--	--

Works-II : Bhiwadi : SP-920, RIICO Industrial Area, Phase-III, Bhiwadi, Dist. Alwar-301019 (Rajasthan) Tel : 01493-220106, 221731 Fax : 01493-221732.
Works-III : Silvassa : 99/2/7, Madhuban Istrial Estate, Rakholi, Silvassa UT of D &N.H-396240. Tel/Fax : 0091-260-2644404, 2630944,2645896
Branch : Chennai : 27/F-1, first floor, Chakrapani Street, West Mambalam, Chennai-600 033 Tel : 044-24803363 Fax : 044-24803404.
Offices : Mumbai : 101/102, Vastu Shiip, Vastu Enclave, Andheri Pump House, Andheri(East), Mumbai-400093. Tel: 0091-22-2823963/28375642, Fax: 28258277
Kolkata : Arihanth Benchmark, 4th Floor, 113-F, Matheshwartola Road, Kolkata-7000466 Telfax : 033-40620820/4062

DISCLOSURE OF HOLDING OF SPECIFIED SECURITIES

1 Name of Listed Entity : KEI Industries Limited
2 Scrip Code/Name of Scrip/Class of Security : 517569-BSE/ KEI-NSE/21180-CSE/KEI Industries Limited/ Equity
3 Share Holding Pattern Filed under : Reg. 31(1)(b) for the quarter ended June 30, 2019

We hereby declare the following:

	Particulars	Yes	No
1	Whether the Listed Entity has issued any partly paid up shares?		√
2	Whether the Listed Entity has issued any Convertible Securities or Warrants?		√
3	Whether the Listed Entity has any shares against which depository receipts are issued?		√
4	Whether the Listed Entity has any shares in locked-in?		√
5	Whether any shares held by promoters are pledge or otherwise encumbered?		√

For KEI INDUSTRIES LIMITED


(KISHORE KUNAL)
GM (Corporate) & Company Secretary
FCS NO.: 9429

Table I - Summary Statement holding of specified securities

Category	Category of shareholder	Nos. of shareholders	No. of fully paid up equity shares held	No. of Partly paid-up equity shares held	No. of shares underlying Depository Receipts	Total nos. shares held	Shareholding as a % of total no. of shares (calculated as per SCRR, 1957)	Number of Voting Rights held in each class of securities				No. of Shares Underlying Outstanding convertible securities (including Warrants)	Shareholding, as a % assuming full conversion of convertible securities (as a percentage of diluted share capital)	Number of Locked in shares		Number of Shares pledged or otherwise encumbered	Number of equity shares held in dematerialized form	
								No of Voting Rights			Total as a % of (A+B+C)			(XII)				(XIII)
(i)	(ii)	(iii)	(iv)	(v)	(vi)	(vii)=(iv)+(v)+(vi)	(viii) As a % of (A+B+C2)	(ix)				(x)	(xi)=(vii)+(x) As a % of (A+B+C2)	(xii)		(xiii)	(xiv)	
(A)	Promoter & Promoter Group	8	36248466	0	0	36248466	45.93	Class X	Class Y	Total	Total as a % of (A+B+C)	(X)	(XI)=(vii)+(X) As a % of (A+B+C2)	No. (a)	As a % of total Shares held	No. (a)	As a % of total	
(B)	Public	42697	42676972	0	0	42676972	54.07	36248466	0	36248466	45.93	0	45.93	0	0.00	0	0	36248466
(C)	Non Promoter- Non Public	0	0	0	0	0	0	42676972	0	42676972	54.07	0	54.07	0	0.00	0	0	42558663
(C1)	Shares underlying DRs	0	0	0	0	0	0	0	0	0	0	0	0	0	0	0	0	0
(C2)	Shares held by Employee Trusts	0	0	0	0	0	0	0	0	0	0	0	0	0	0	0	0	0
	Total	42705	78925438	0	0	78925438	100	78925438	0	78925438	100	0	100	0	0	0	0	78807129

For KEI INDUSTRIES LIMITED



 (KISHORE KUNAL)
 GM (Corporate) & Company Secretary
 FCS NO.: 9429

Table II - Statement showing shareholding pattern of the Promoter and Promoter Group

	Category & Name of the Shareholders	PAN	No. of share holder	No. of fully paid up equity shares held	Partly paid-up equity shares held	Nos. of shares underlying Depository Receipts	Total nos. shares held	Shareholding as a % of total no. of shares (calculated as per SCRR, 1957)	Number of Voting Rights held in each class of securities			No. of Shares Underlying Outstanding convertible securities (including Warrants)	Shareholding, as a % assuming full conversion of convertible securities (as a percentage of diluted shares)	Number of Locked in shares		Number of Shares pledged or otherwise encumbered		Number of equity shares held in dematerialized form	
									Class X	No of Voting Rights				Total as a % of Total	No. (a)	As a % of total	No. (a)		As a % of total shares
										Class Y	Total								
(I)	(II)	(III)	(IV)	(V)	(VI)	(VII = IV+V+VI)	(VIII) As a % of (A+B+C2)	(IX)			(X)	(XI) = (VII)+(X)	(XII)		(XIII)		(XIV)		
1	Indian																		
(a)	Individuals/Hindu undivided Family		3	19168466	0	0	19168466	24.29	19168466	0	19168466	24.29	0	24.29	0	0.00	0	0.00	19168466
	Anil Gupta HUF	AAAHA1650E		4650375	0	0	4650375	5.89	4650375	0	4650375	5.89	0	5.89	0	0.00	0	0.00	4650375
	Archana Gupta	AAHPG2849Q		837315	0	0	837315	1.06	837315	0	837315	1.06	0	1.06	0	0.00	0	0.00	837315
	Anil Gupta	AAJPG9055C		13680776	0	0	13680776	17.33	13680776	0	13680776	17.33	0	17.33	0	0.00	0	0.00	13680776
(b)	Central Government/ State Government(s)		0	0	0	0	0	0.00	0	0	0	0.00	0	0.00	0	0.00	0	0.00	0
(c)	Financial Institutions/ Banks		0	0	0	0	0	0.00	0	0	0	0.00	0	0.00	0	0.00	0	0.00	0
(d)	Any Other - Bodies Corporates		5	17080000	0	0	17080000	21.64	17080000	0	17080000	21.64	0	21.64	0	0.00	0	0.00	17080000
	KEI Cables Pvt. Ltd.	AAACK5445L		1575000	0	0	1575000	2.00	1575000	0	1575000	2.00	0	2.00	0	0.00	0	0.00	1575000
	Projection Financial & Management Consultants Pvt. Ltd.	AAACP6975A		7900000	0	0	7900000	10.01	7900000	0	7900000	10.01	0	10.01	0	0.00	0	0.00	7900000
	Dhan Versha Agency Pvt. Ltd.	AABCD6005G		1000000	0	0	1000000	1.27	1000000	0	1000000	1.27	0	1.27	0	0.00	0	0.00	1000000
	Shubh Laxmi Motels & Inns Pvt. Ltd.	AAGCS3091N		3480000	0	0	3480000	4.41	3480000	0	3480000	4.41	0	4.41	0	0.00	0	0.00	3480000
	Soubhagya Agency Pvt. Ltd.	AAGCS4508N		3125000	0	0	3125000	3.96	3125000	0	3125000	3.96	0	3.96	0	0.00	0	0.00	3125000
	Sub-Total (A)(1)		8	36248466	0	0	36248466	45.93	36248466	0	36248466	45.93	0	45.93	0	0.00	0	0.00	36248466
2	Foreign																		
(a)	Individuals (Non- Resident Individuals/ Foreign Individuals)		0	0	0	0	0	0.00	0	0	0	0.00	0	0.00	0	0.00	0	0.00	0
(b)	Government		0	0	0	0	0	0.00	0	0	0	0.00	0	0.00	0	0.00	0	0.00	0
(c)	Institutions		0	0	0	0	0	0.00	0	0	0	0.00	0	0.00	0	0.00	0	0.00	0
(d)	Foreign Portfolio investor		0	0	0	0	0	0.00	0	0	0	0.00	0	0.00	0	0.00	0	0.00	0
(e)	Any Other		0	0	0	0	0	0.00	0	0	0	0.00	0	0.00	0	0.00	0	0.00	0
	Sub-Total (A)(2)		0	0	0	0	0	0.00	0	0	0	0.00	0	0	0	0.00	0	0.00	0
	Total Shareholding of Promoter and Promoter Group (A)= (A)(1)+(A)(2)		8	36248466	0	0	36248466	45.93	36248466	0	36248466	45.93	0	45.93	0	0.00	0	0.00	36248466

For KEI INDUSTRIES LIMITED

(KISHORE KUNAL)
GM (Corporate) & Company Secretary
FCS NO.: 9429

Table III - Statement showing shareholding pattern of the Public shareholder

	Category & Name of the Shareholders	PAN	Nos. of shareholder	No. of fully paid up equity shares held	Partly paid-up equity shares held	Nos. of shares underlying Depository Receipts	Total nos. shares held	Shareholding % calculated as per SCRR, 1957	Number of Voting Rights held in each class of securities			No. of Shares Underlying Outstanding convertible securities (including Warrants)	Total shareholding, as a % assuming full conversion of convertible securities (as a percentage of diluted share capital)	Number of Locked in shares		Number of Shares pledged or otherwise encumbered		Number of equity shares held in dematerialized form		
									(IX)					(X)	(XI) = (VII)+(X)	(XII)			(XIII)	
									As a % of (A+B+C2)	No of Voting Rights Class X	Class Y					Total	Total as a % of Total		No. (a)	As a % of total
1	Institutions						VII = IV+V+VI	VIII	(IX)			(X)	(XI) = (VII)+(X)	(XII)		(XIII)		(XIV)		
(a)	Mutual Funds		13	12211502	0	0	12211502	15.47	12211502	0	12211502	15.47	0	15.47	0	0.00	NA	12211502		
	HDFC Trustee Co Ltd A/C HDFC Retirement Savings Fund-Equity Plan	AAATH1809A		3712587	0	0	3712587	4.70	3712587	0	3712587	4.70	0	4.70	0	0.00	NA	3712587		
	SUNDARAM MUTUAL FUND A/C SUNDARAM EMERGING SMALL CAP - SERIES VI	AAATS2554B		1059269	0	0	1059269	1.34	1059269	0	1059269	1.34	0	1.34	0	0.00	NA	1059269		
	Franklin Templeton Mutual Fund A/C Franklin Build India Fund (FBIF)	AAATT4931H		4860000	0	0	4860000	6.16	4860000	0	4860000	6.16	0	6.16	0	0.00	NA	4860000		
(b)	Venture Capital Funds		0	0	0	0	0	0.00	0	0	0	0.00	0	0.00	0	0.00	NA	0		
(c)	Alternate Investment Funds		11	2682449	0	0	2682449	3.40	2682449	0	2682449	3.40	0	3.40	0	0.00	NA	2682449		
	Vantage Equity Fund	AAACTV5686P		1550000	0	0	1550000	1.96	1550000	0	1550000	1.96	0	1.96	0	0.00	NA	1550000		
(d)	Foreign Venture Capital Investors		0	0	0	0	0	0.00	0	0	0	0.00	0	0.00	0	0.00	NA	0		
(e)	Foreign Portfolio Investors		94	9545443	0	0	9545443	12.09	9545443	0	9545443	12.09	0	12.09	0	0.00	NA	9545443		
	MASSACHUSETTS INSTITUTE OF TECHNOLOGY	AADCM8931A		1140000	0	0	1140000	1.44	1140000	0	1140000	1.44	0	1.44	0	0.00	NA	1140000		
(f)	Financial Institutions/ Banks		3	52881	0	0	52881	0.07	52881	0	52881	0.07	0	0.07	0	0.00	NA	52881		
(g)	Insurance Companies		0	0	0	0	0	0.00	0	0	0	0.00	0	0.00	0	0.00	NA	0		
(h)	Provident Funds/ Pension Funds		0	0	0	0	0	0.00	0	0	0	0.00	0	0.00	0	0.00	NA	0		
(i)	Any Other (Foreign Institutional Investor)		1	35013	0	0	35013	0.04	35013	0	35013	0.04	0	0.04	0	0.00	NA	35013		
	Sub-Total (B)(1)		122	24527288	0	0	24527288	31.08	24527288	0	24527288	31.08	0	31.08	0	0.00	NA	24527288		
2	Central Government/ State Government(s)/ President of India		0	0	0	0	0	0.00	0	0	0	0.00	0	0.00	0	0.00	NA	0		
	Sub-Total (B)(2)		0	0	0	0	0	0.00	0	0	0	0.00	0	0.00	0	0.00	NA	0		
3	Non-Institutions																			
(a)	Individuals -																			
	i. Individual shareholders holding nominal share capital up to Rs. 2 lakhs.		40914	11465939	0	0	11465939	14.53	11465939	0	11465939	14.53	0	14.53	0	0.00	NA	11366130		
	ii. Individual shareholders holding nominal share capital in excess of Rs. 2 lakhs.		11	3325577	0	0	3325577	4.21	3325577	0	3325577	4.21	0	4.21	0	0.00	NA	3325577		
	Ajay Upadhyaya	AAAPU0699R		1000000	0	0	1000000	1.27	1000000	0	1000000	1.27	0	1.27	0	0.00	NA	1000000		
(b)	NBFCs registered with RBI		7	8676	0	0	8676	0.01	8676	0	8676	0.01	0	0.01	0	0.00	NA	8676		
(c)	Employee Trusts		0	0	0	0	0	0.00	0	0	0	0.00	0	0.00	0	0.00	NA	0		
(d)	Overseas Depositories (holding DRs) (balancing figure)		0	0	0	0	0	0.00	0	0	0	0.00	0	0.00	0	0.00	NA	0		
(e)	Any Other:																			
	Bodies Corporate:		413	1833227	0	0	1833227	2.32	1833227	0	1833227	2.32	0	2.32	0	0.00	NA	1832227		
	Unclaimed Suspense A/c IEPF		1	187182	0	0	187182	0.24	187182	0	187182	0.24	0	0.24	0	0.00	NA	187182		
	NRI/OCB		1065	656199	0	0	656199	0.83	656199	0	656199	0.83	0	0.83	0	0.00	NA	638699		
	Clearing Member		147	166358	0	0	166358	0.21	166358	0	166358	0.21	0	0.21	0	0.00	NA	166358		
	Trust		7	17316	0	0	17316	0.02	17316	0	17316	0.02	0	0.02	0	0.00	NA	17316		
	Directors and their Relatives		10	489210	0	0	489210	0.62	489210	0	489210	0.62	0	0.62	0	0.00	NA	489210		
	Sub-Total (B)(3)		42575	18149684	0	0	18149684	23.00	18149684	0	18149684	23.00	0	23.00	0	0.00	NA	18031375		
	Total Public Shareholding (B) = (B)(1)+(B)(2)+(B)(3)		42697	42676972	0	0	42676972	54.07	42676972	0	42676972	54.07	0	54.07	0	0.00	NA	42558663		

For KEI INDUSTRIES LIMITED



 (KISHORE KUNAL)
 GM (Corporate) & Company Secretary
 FCS NO.: 9429

Table III - Details of shares which remain unclaimed may be given here along with details such as number of shareholders, outstanding shares held in demat/suspense account, voting rights which are frozen*

Sr. No	No. Shareholders	No. of Shares held whose voting rights are frozen
1	410	187182

* 187182 equity shares in respect of which dividend has been unpaid/unclaimed for seven consecutive years have been transferred to Investor Education and Protection (IEPF) Authority and voting rights of the shareholders have been frozen as per the provisions of the Companies Act, 2013 read with Investor Education Protection Fund Authority (Accounting, Audit, Transfer and Refund) Rules, 2016.

Table IV - Statement showing shareholding pattern of the Non Promoter- Non Public shareholder

Sr. No	Category & Name of the Shareholders	PAN	No. of share holder	No. of fully paid up equity shares held	Partly paid-up equity shares held	Nos. of shares underlying Depository Receipts	Total no. shares held	Shareholding % calculated as per SCRR, 1957	Number of Voting Rights held in each class of securities			No. of Shares Underlying Outstanding convertible securities (including Warrants)	Total shareholding, as a % assuming full conversion of convertible securities (as a percentage of diluted share capital)	Number of Locked in shares	Number of Shares pledged or otherwise encumbered	Number of equity shares held in dematerialized form						
									(IX)								(X)	(XI)	(XII)		(XIII)	(XIV)
									No. of Voting Rights										Total as a % of Total Voting rights	No.		
Class X	Class Y	Total																				
1	Custodian/DR Holder																					
(a)	Name of DR Holder		0	0	0	0	0	0.00	0	0	0	0.00	0	0.00	0	0.00	NA	0				
2	Employee Benefit Trust (under SEBI (Share based Employee Benefit) Regulations, 2014)		0	0	0	0	0	0.00	0	0	0	0.00	0	0.00	0	0.00	NA	0				
	Total Non- Promoter- Non Public Shareholding (C)= (C1)+(C)2		0	0	0	0	0	0.00	0	0	0	0.00	0	0	0	0	0	0				

For KEI INDUSTRIES LIMITED



 (KISHORE KUNAL)
 GM (Corporate) & Company Secretary
 FCS NO.: 9429

Table V- Statement showing details of significant beneficial owners (SBOs)

Sr. No.	Details of the SBO (i)			Details of the registered owner (ii)			Details of holding/exercise of right of the SBO in the reporting company, whether direct or indirect*: (iii)					Date of creation / acquisition of significant beneficial interest (IV)
	Name	PAN / Passport No. in case of a foreign national	Nationality	Name	PAN / Passport No. in case of a foreign national	Nationality	Whether by virtue of :					
							Shares	Voting rights	Rights on distributabl dividend or any	Exercise of control	Exercise of significant influence	
							□ %	□ %	□ %			
1	Mrs. Archana Gupta	AAHPG2849Q	Indian	Projection Financial & Management Consultants Pvt. Ltd.	AAACP6975A		11.07%	11.07%	11.07%	Yes	Yes	21.09.2012
2	Mrs. Archana Gupta	AAHPG2849Q	Indian	Shubh Laxmi Motels and Inns Pvt. Ltd.	AAGCS3091N		4.41%	4.41%	4.41%	Yes	Yes	25.02.2011
3	Mrs. Archana Gupta	AAHPG2849Q	Indian	Shoubhagya Agency Pvt. Ltd.	AAGCS4508N		3.96%	3.96%	3.96%	Yes	Yes	30.03.2010
4	Mr. Anil Gupta	AAJPG9055C	Indian	Anil Gupta HUF	AAAHA1650E		23.22%	23.22%	23.22%	Yes	Yes	09.01.1997
5	Mr. Anil Gupta	AAJPG9055C	Indian	Dhan Versha Agency Pvt. Ltd.	AABCD6005G		1.27%	1.27%	1.27%	Yes	Yes	21.09.2012

Note A - Against Sr. No. 1

Sr. No.	Particulars	No. of Shares in KEI Industries Limited	%
a)	Direct holding of Mrs. Archana Gupta in KEI Industries Limited	837315	1.06%
b)	Indirect holding of Mrs. Archana Gupta in KEI Industries Limited through Projection Financial & Management Consultants Private Limited	7900000	10.01%
	Total (Direct plus indirect)	8737315	11.07%

For KEI INDUSTRIES LIMITED


 (KISHORE KUNAL)
 GM (Corporate) & Company Secretary
 FCS NO.: 9429

Note B - Against Sr. No.4

Sr. No.	Particulars	No. of Shares in KEI Industries Limited	%
a)	Direct holding of Mr. Anil Gupta in KEI Industries Limited	13680776	17.33%
b)	Indirect holding of Mr. Anil Gupta in KEI Industries Limited through Anil Gupta (HUF)	4650375	5.89%
	Total (Direct plus indirect)	18331151	23.22%