



KEI Industries Limited

Regd. Office: D-90, Okhla Industrial Area, Phase – I New Delhi – 110020. CIN: L74899DL1992PLC051527. Tel.: +91-11-26818840, 26818642, 26815558, 26815559. Fax: +91-11-26811959, 26817225. Email: info@kei-ind.com Website: www.kei-ind.com

KEI/BSE/2019-20
The Manager,
BSE Limited
Listing Division,
Phiroze Jeejeebhoy Towers,
Dalal Street,
Mumbai- 400 001.

Date: 17.01.2020

Sub: Shareholding Pattern for the Quarter ended on 31.12.2019.

Dear Sir / Madam,

Please find enclosed herewith Shareholding Pattern under regulation 31(1)(b) of the SEBI (Listing Obligations and Disclosure Requirements) Regulations, 2015 for the quarter ended on 31.12.2019.

This is for your information and record.

Thanking You,

Yours faithfully,
For KEI INDUSTRIES LIMITED

For KEI INDUSTRIES LTD.


(Kishore Kunal)
GM (Corporate) & Company Secretary

(KISHORE KUNAL)
GM (Corporate) & Company Secretary

Kishore

CC:

The National Stock Exchange of India Ltd.
Listing Division,
Exchange Plaza, Plot No. C/1, G Block,
Bandra Kurla Complex, Bandra (E),
Mumbai – 400 051

The Calcutta Stock Exchange Ltd.
The Senior Manager, Listing Division,
7, Lyons Range, Kolkata-700001

Works-II : Bhiwadi : SP-920, RIICO Industrial Area, Phase-III, Bhiwadi, Dist. Alwar-301019 (Rajasthan) Tel : 01493-220106, 221731 Fax : 01493-221732.
Works-III : Silvassa : 99/2/7, Madhuban Istrial Estate, Rakholi, Silvassa UT of D &N.H-396240. Tel/Fax : 0091-260-2644404, 2630944,2645896
Branch : Chennai : 27/F-1, first floor, Chakrapani Street, West Mambalam, Chennai-600 033 Tel : 044-24803363 Fax : 044-24803404.
Offices : Mumbai : 101/102, Vastu Shilp, Vastu Enclave, Andheri Pump House, Andheri(East), Mumbai-400093. Tel: 0091-22-2823963/28375642, Fax: 28258277
Kolkata : Arihanth Benchmark, 4th Floor, 113-F, Matheshwartola Road, Kolkata-7000466 Telfax : 033-40620820/4062

DISCLOSURE OF HOLDING OF SPECIFIED SECURITIES

1 Name of Listed Entity : KEI Industries Limited
2 Scrip Code/Name of Scrip/Class of Security : 517569-BSE/ KEI-NSE/21180-CSE/KEI Industries Limited/ Equity
3 Share Holding Pattern Filed under : Reg. 31(1)(b) for the quarter ended December 31, 2019

We hereby declare the following:

Particulars	Yes	No
1 Whether the Listed Entity has issued any partly paid up shares?		√
2 Whether the Listed Entity has issued any Convertible Securities or Warrants?		√
3 Whether the Listed Entity has any shares against which depository receipts are issued?		√
4 Whether the Listed Entity has any shares in locked-in?		√
5 Whether any shares held by promoters are pledge or otherwise encumbered?		√

For KEI INDUSTRIES LTD.


(Kishore Kunal)

GM (Corporate) & Company Secretary




Table I - Summary Statement holding of specified securities

Category	Category of shareholder	Nos. of shareholders	No. of fully paid up equity shares held	No. of Partly paid-up equity shares held	No. of shares underlying Depository Receipts	Total nos. shares held	Shareholding as a % of total no. of shares (calculated as per SCRR, 1957)	Number of Voting Rights held in each class of securities			No. of Shares Underlying Outstanding convertible securities (including Warrants)	Shareholding, as a % assuming full conversion of convertible securities (as a percentage of diluted share capital)	Number of Locked in shares	Number of Shares pledged or otherwise encumbered	Number of equity shares held in dematerialized form			
								Class X	Class Y	Total								
(I)	(II)	(III)	(IV)	(V)	(VI)	(VII)=(IV+ (V)+(VI)	(VIII) of (A+B+C2) As a %	(X)			(X)	(XI)=(VII)+(X) As a % of (A+B+C2)	(XII)		(XIII)	(XIV)		
								No of Voting Rights			Total as a % of (A+B+C)		As a % of total Shares held		As a % of total Shares			
(A)	Promoter & Promoter Group	8	36248466	0	0	36248466	45.59	36248466	0	36248466	45.59	0.00	45.59	0	0	0	0	36248466
(B)	Public	49821	43255972	0	0	43255972	54.41	43255972	0	43255972	54.41	0	54.41	0	0	0	0	43142680
(C)	Non Promoter- Non Public	0	0	0	0	0	0	0	0	0	0	0	0	0	0	0	0	0
(C1)	Shares underlying DRs	0	0	0	0	0	0	0	0	0	0	0	0	0	0	0	0	0
(C2)	Shares held by Employee Trusts	0	0	0	0	0	0	0	0	0	0	0	0	0	0	0	0	0
	Total	49829	79504438	0	0	79504438	100	79504438	0	79504438	100	0	100	0	0	0	0	79391146

For KEI INDUSTRIES LTD.




 (Kishore Kunal)
 GM (Corporate) & Company Secretary


Table II - Statement showing shareholding pattern of the Promoter and Promoter Group

	Category & Name of the Shareholders	PAN	No. of share holder	No. of fully paid up equity shares held	Partly paid-up equity shares held	Nos. of shares underlying Depository Receipts	Total nos. shares held	Shareholding as a % of total no. of shares (calculated as per SCRR, 1957)	Number of Voting Rights held in each class of securities				No. of Shares Underlying Outstanding convertible securities (including Warrants)	Shareholding, as a % assuming full conversion of convertible securities (as a percentage of diluted share capital)	Number of Locked in shares		Number of Shares pledged or otherwise encumbered		Number of equity shares held in dematerialized form	
									(IX)			(X)			(XI) = (VII)+(X) As a % of	(XII)		(XIII) As a % of total shares held		(XIV)
									No of Voting Rights							Total as a % of Total Voting	No. (a)			
(I)	(II)	(III)	(IV)	(V)	(VI)	(VII = IV+V+VI)	(VIII) As a % of (A+B+ C2)	Class X	Class Y	Total	Total as a % of Total Voting	(X)	(XI) = (VII)+(X) As a % of	No. (a)	As a % of total			No. (a)	As a % of total	(XIV)
1	Indian																			
(a)	Individuals/Hindu undivided Family		3	19168466	0	0	19168466	24.11	19168466	0	19168466	24.11	0	24.11	0	0.00	0	0.00	19168466	
	Anil Gupta HUF	AAAHA1650E		4650375	0	0	4650375	5.85	4650375	0	4650375	5.85	0	5.85	0	0.00	0	0.00	4650375	
	Archana Gupta	AAHPG2849Q		837315	0	0	837315	1.05	837315	0	837315	1.05	0	1.05	0	0.00	0	0.00	837315	
	Anil Gupta	AAJPG9055C		13680776	0	0	13680776	17.21	13680776	0	13680776	17.21	0	17.21	0	0.00	0	0.00	13680776	
(b)	Central Government/ State Government(s)		0	0	0	0	0	0.00	0	0	0	0.00	0	0.00	0	0.00	0	0.00	0	
(c)	Financial Institutions/ Banks		0	0	0	0	0	0.00	0	0	0	0.00	0	0.00	0	0.00	0	0.00	0	
(d)	Any Other - Bodies Corporates		5	17080000	0	0	17080000	21.48	17080000	0	17080000	21.48	0	21.48	0	0.00	0	0.00	17080000	
	KEI Cables Pvt. Ltd.	AAACK5445L		1575000	0	0	1575000	1.98	1575000	0	1575000	1.98	0	1.98	0	0.00	0	0.00	1575000	
	Projection Financial & Management Consultants Pvt. Ltd.	AAACP6975A		7900000	0	0	7900000	9.94	7900000	0	7900000	9.94	0	9.94	0	0.00	0	0.00	7900000	
	Dhan Versha Agency Pvt. Ltd.	AABCD6005G		1000000	0	0	1000000	1.26	1000000	0	1000000	1.26	0	1.26	0	0.00	0	0.00	1000000	
	Shubh Laxmi Motels & Inns Pvt. Ltd.	AAGCS3091N		3480000	0	0	3480000	4.38	3480000	0	3480000	4.38	0	4.38	0	0.00	0	0.00	3480000	
	Soubhagya Agency Pvt. Ltd.	AAGCS4508N		3125000	0	0	3125000	3.93	3125000	0	3125000	3.93	0	3.93	0	0.00	0	0.00	3125000	
	Sub-Total (A)(1)		8	36248466	0	0	36248466	45.59	36248466	0	36248466	45.59	0	45.59	0	0.00	0	0.00	36248466	
2	Foreign																			
(a)	Individuals (Non-Resident Individuals/ Foreign Individuals)		0	0	0	0	0	0.00	0	0	0	0.00	0	0.00	0	0.00	0	0.00	0	
(b)	Government		0	0	0	0	0	0.00	0	0	0	0.00	0	0.00	0	0.00	0	0.00	0	
(c)	Institutions		0	0	0	0	0	0.00	0	0	0	0.00	0	0.00	0	0.00	0	0.00	0	
(d)	Foreign Portfolio Investor		0	0	0	0	0	0.00	0	0	0	0.00	0	0.00	0	0.00	0	0.00	0	
(e)	Any Other		0	0	0	0	0	0.00	0	0	0	0.00	0	0.00	0	0.00	0	0.00	0	
	Sub-Total (A)(2)		0	0	0	0	0	0.00	0	0	0	0.00	0	0	0	0.00	0	0.00	0	
	Total Shareholding of Promoter and Promoter Group (A)= (A)(1)+(A)(2)		8	36248466	0	0	36248466	45.59	36248466	0	36248466	45.59	0	45.59	0	0.00	0	0.00	36248466	

For KEI INDUSTRIES LTD.

(Kishore Kunal)

GM (Corporate) & Company Secretary

Shobhu

Table III - Statement showing shareholding pattern of the Public shareholder

(I)	Category & Name of the Shareholders	PAN	Nos. of share holder	No. of fully paid up equity shares held	Partly paid-up equity shares held	Nos. of shares underlying Depository Receipts	Total nos. shares held	Shareholding % calculated as per SCRR, 1957			Number of Voting Rights held in each class of securities			No. of Shares Underlying Outstanding convertible securities (including Warrants)	Total shareholding, as a % assuming full conversion of convertible securities (as a percentage of diluted share capital)	Number of Locked in shares		Number of Shares pledged or otherwise encumbered		Number of equity shares held in dematerialized form
								VIII	IX		X	XI = (VII)+(X)	XII			XIII				
									As a % of (A+B+C2)	Class X			Class Y			Total as a % of Total Voting	No. (a)	As a % of total	No. (a)	
1	Institutions						VII = IV+V+VI													
(a)	Mutual Funds		14	12166236	0	0	12166236	15.30	12166236	0	12166236	15.30	0	15.30	0	0.00	NA	12166236		
	HDFC Trustee Co Ltd A/C HDFC Retirement Savings Fund-Equity Plan	AAATH1809A		4024060	0	0	4024060	5.06	4024060	0	4024060	5.06	0	5.06	0	0.00	NA	4024060		
	SUNDARAM MUTUAL FUND A/C SUNDARAM EMERGING SMALL CAP - SERIES VI	AAATS2554B		1350675	0	0	1350675	1.70	1350675	0	1350675	1.70	0	1.70	0	0.00	NA	1350675		
	Franklin Build India Fund (FBIF)	AAATT4931H		4800000	0	0	4800000	6.04	4800000	0	4800000	6.04	0	6.04	0	0.00	NA	4800000		
	Edelweiss Trusteeship Co Ltd, AC - Edelweiss MF AC - Edelweiss Small Cap Fund	AAAAE2916N		791504	0	0	791504	1.00	791504	0	791504	1.00	0	1.00	0	0.00	NA	791504		
(b)	Venture Capital Funds		0	0	0	0	0	0.00	0	0	0	0.00	0	0.00	0	0.00	NA	0		
(c)	Alternate Investment Funds		11	2450992	0	0	2450992	3.08	2450992	0	2450992	3.08	0	3.08	0	0.00	NA	2450992		
	Vantage Equity Fund	AACTV5686P		1550000	0	0	1550000	1.95	1550000	0	1550000	1.95	0	1.95	0	0.00	NA	1550000		
(d)	Foreign Venture Capital Investors		0	0	0	0	0	0.00	0	0	0	0.00	0	0.00	0	0.00	NA	0		
(e)	Foreign Portfolio Investors		116	9863732	0	0	9863732	12.41	9863732	0	9863732	12.41	0	12.41	0	0.00	NA	9863732		
	GAM MULTISTOCK - EMERGING MARKETS EQUITY	AADCJ4787H		810000	0	0	810000	1.02	810000	0	810000	1.02	0	1.02	0	0.00	NA	810000		
	MASSACHUSETTS INSTITUTE OF TECHNOLOGY	AADCM6931A		1310000	0	0	1310000	1.65	1310000	0	1310000	1.65	0	1.65	0	0.00	NA	1310000		
(f)	Financial Institutions/ Banks		2	77344	0	0	77344	0.10	77344	0	77344	0.10	0	0.10	0	0.00	NA	77344		
(g)	Insurance Companies		0	0	0	0	0	0.00	0	0	0	0.00	0	0.00	0	0.00	NA	0		
(h)	Provident Funds/ Pension Funds		0	0	0	0	0	0.00	0	0	0	0.00	0	0.00	0	0.00	NA	0		
(i)	Any Other (Foreign Institutional Investor)		2	83827	0	0	83827	0.11	83827	0	83827	0.11	0	0.11	0	0.00	NA	83827		
	Sub-Total (B)(1)		145	24642131	0	0	24642131	30.99	24642131	0	24642131	30.99	0	30.99	0	0.00	NA	24642131		
2	Central Government/ State Government(s)/ President of India		0	0	0	0	0	0.00	0	0	0	0.00	0	0.00	0	0.00	NA	0		
	Sub-Total (B)(2)		0	0	0	0	0	0.00	0	0	0	0.00	0	0.00	0	0.00	NA	0		
3	Non-institutions																			
(a)	Individuals																			
	i. Individual shareholders holding nominal share capital up to Rs. 2 lakhs.		47907	12088175	0	0	12088175	15.20	12088175	0	12088175	15.20	0	15.20	0	0.00	NA	11993383		
	ii. Individual shareholders holding nominal share capital in excess of Rs. 2 lakhs.		11	3302250	0	0	3302250	4.15	3302250	0	3302250	4.15	0	4.15	0	0.00	NA	3302250		
	Alay Upadhyay	AAAPU0699R		1000000	0	0	1000000	1.26	1000000	0	1000000	1.26	0	1.26	0	0.00	NA	1000000		
(b)	NBFCs registered with RBI		1	1500	0	0	1500	0.00	1500	0	1500	0.00	0	0.00	0	0.00	NA	1500		
(c)	Employee Trusts		0	0	0	0	0	0.00	0	0	0	0.00	0	0.00	0	0.00	NA	0		
(d)	Overseas Depositories (holding DRs) (balancing figure)		0	0	0	0	0	0.00	0	0	0	0.00	0	0.00	0	0.00	NA	0		
(e)	Any Other:																			
	Bodies Corporate		443	1802614	0	0	1802614	2.27	1802614	0	1802614	2.27	0	2.27	0	0.00	NA	1801614		
	Unclaimed Suspense A/c IEPF		1	167182	0	0	167182	0.21	167182	0	167182	0.21	0	0.21	0	0.00	NA	167182		
	NRI/OCB		1205	640515	0	0	640515	0.81	640515	0	640515	0.81	0	0.81	0	0.00	NA	623015		
	Clearing Member		96	197709	0	0	197709	0.25	197709	0	197709	0.25	0	0.25	0	0.00	NA	197709		
	Trust		3	11405	0	0	11405	0.01	11405	0	11405	0.01	0	0.01	0	0.00	NA	11405		
	Directors and their Relatives		9	402491	0	0	402491	0.51	402491	0	402491	0.51	0	0.51	0	0.00	NA	402491		
	Sub-Total (B)(3)		49676	18613841	0	0	18613841	23.41	18613841	0	18613841	23.41	0	23.41	0	0.00	NA	18500549		
	Total Public Shareholding (B) = (B)(1) + (B)(2) + (B)(3)		49821	43255972	0	0	43255972	54.41	43255972	0	43255972	54.41	0	54.41	0	0.00	NA	43142680		

For KEI INDUSTRIES LTD.

(Kishore Kunal)

GM (Corporate) & Company Secretary

Subir

Table III - Details of shares which remain unclaimed may be given here along with details such as number of shareholders, outstanding shares held in demat/suspense account, voting rights which are frozen*

Sr. No	No. Shareholders	No. of Shares held whose voting rights are frozen
1	409	167182

* 167182 equity shares in respect of which dividend has been unpaid/unclaimed for seven consecutive years have been transferred to Investor Education and Protection (IEPF) Authority and voting rights of the shareholders have been frozen as per the provisions of the Companies Act, 2013 read with Investor Education Protection Fund Authority (Accounting, Audit, Transfer and Refund) Rules, 2016.

Table IV - Statement showing shareholding pattern of the Non Promoter- Non Public shareholder

(I)	(II)	(III)	(IV)	(V)	(VI)	(VII = IV+V+VI)	(VIII) As a % of (A+B+C2)	(IX) No. of Voting Rights			Total as a % of Total Voting rights	(X)	(XI)	(XII) Number of Locked in shares		(XIII) Number of Shares pledged or otherwise encumbered		(XIV)
								Class X	Class Y	Total				No.	As a % of total Shar	No.	As a % of total shares held	
1	Custodian/DR Holder																	
(a)	Name of DR Holder		0	0	0	0	0.00	0	0	0	0.00	0	0.00	0	0.00		NA	0
2	Employee Benefit Trust (under SEBI (Share based Employee Benefit) Regulations, 2014)		0	0	0	0	0.00	0	0	0	0.00	0	0.00	0	0.00		NA	0
	Total Non- Promoter- Non Public Shareholding (C)= (C)(1)+(C)(2)		0	0	0	0	0.00	0	0	0	0.00	0	0.00	0	0	0	0	0

For KEI INDUSTRIES LTD.

(Kishore Kunal)

GM (Corporate) & Company Secretary



Table V - Statement showing details of significant beneficial owners (SBOs)

Sr. No.	Details of the SBO			Details of the registered owner			Details of holding/exercise of right of the SBO in the reporting company, whether direct or indirect*:					Date of creation / acquisition of significant beneficial interest (IV)
	Name	PAN / Passport No. in case of a foreign national	Nationality	Name	PAN / Passport No. in case of a foreign national	Nationality	Whether by virtue of :					
							Shares	Voting rights	Rights on distributable dividend or any other distribution	Exercise of control	Exercise of significant influence	
							_____ %	_____ %	_____ %			
1	Mrs. Archana Gupta	AAHPG2849Q	Indian	Projection Financial & Management Consultants Pvt. Ltd.	AAACP6975A		10.99%	10.99%	10.99%	Yes	Yes	21.09.2012
2	Mrs. Archana Gupta	AAHPG2849Q	Indian	Shubh Laxmi Motels and Inns Pvt. Ltd.	AAGCS3091N		4.38%	4.38%	4.38%	Yes	Yes	25.02.2011
3	Mrs. Archana Gupta	AAHPG2849Q	Indian	Shoubhagya Agency Pvt. Ltd.	AAGCS4508N		3.93%	3.93%	3.93%	Yes	Yes	30.03.2010
4	Mr. Anil Gupta	AAJPG9055C	Indian	Anil Gupta HUF	AAAHA1650E		23.06%	23.06%	23.06%	Yes	Yes	09.01.1997
5	Mr. Anil Gupta	AAJPG9055C	Indian	Dhan Versha Agency Pvt. Ltd.	AABCD6005G		1.26%	1.26%	1.26%	Yes	Yes	21.09.2012

Note A - Against Sr. No. 1

Sr. No.	Particulars	No. of Shares in KEI Industries Limited	%
a)	Direct holding of Mrs. Archana Gupta in KEI	837315	1.05%
b)	Indirect holding of Mrs. Archana Gupta in KEI	7900000	9.94%
	Total (Direct plus indirect)	8737315	10.99%

Note B - Against Sr. No.4

Sr. No.	Particulars	No. of Shares in KEI Industries Limited	%
a)	Direct holding of Mr. Anil Gupta in KEI	13680776	17.21%
b)	Indirect holding of Mr. Anil Gupta in KEI	4650375	5.85%
	Total (Direct plus indirect)	18331151	23.06%

For KEI INDUSTRIES LTD.

(Kishore Kunal)
GM (Corporate) & Company Secretary

Kishore Kunal