



# KEI

**Wires & Cables**

## THE POWER BEHIND THE POWER



### PVC INDUSTRIAL WIRES & CABLES

### Multicore Flexible Cable for Appliances & Machine tools

- Compact construction reduces weight per metre
- Rugged yet flexible for industrial use
- High temperature insulation

#### Technical Specification

Type of Insulation	Type of Sheathing	Applicable Standards	Typical Applications
Standard PVC	Standard PVC, HRPVC	IS 694, BS 6500, IEC 60227, DIN VDE-0281	Power cords for appliance, temporary power supplies, 3 core flat cables are suitable for submersible pump applications.
Heat Resistant PVC up to 105°C	Standard PVC, HRPVC	IS 694, BS 6500, IEC 60227 DIN VDE-0281	Hi-power appliances, ovens, temporary power supply in higher temperature areas.
Standard PVC of FRLS	FRLS (Flame Retardant Low Smoke)	IS 694, BS 6500, IEC 60227, DIN VDE-0281, IEC 60754-1, IEC 60332-1, BS-4066-1, ASTM D 2843, ASTM D-2863	Power cords for application used in fire prone areas, flame proof equipments, machine tools used in critical locations and heat zones.

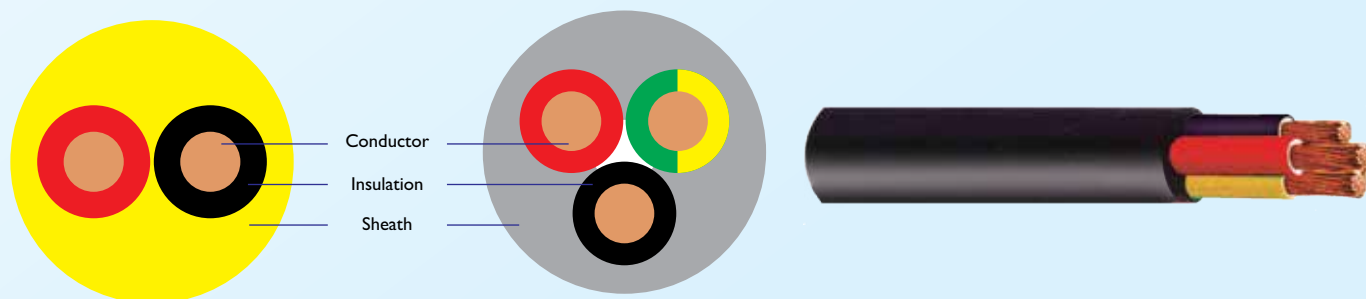
#### KEI Multicore Round Insulated Copper Conductor And Sheathed Flexible Cables, 1100 Voltage Grade

Nominal Cross Sectional Area of Conductor	Number/ Nom. Dia of cond. strands*	Thickness of Insulation (Nom)	Nominal Thickness of Sheath			Approx. Overall Diameter			Current Rating AC	Voltage Drop/ Amp/Metre		Max. Conductor Resistance per KM at 20°C
			Two Core	Three Core	Four Core	Two Core	Three Core	Four Core		DC or Single Phase AC	3 Phase AC	
sq.mm.	mm	mm	mm	mm	mm	mm	mm	mm	Amps	mV	mV	Ohms
0.5	16/0.20	0.6	0.9	0.9	0.9	6.2	6.6	7.2	6	83	72	39.0
0.75	24/0.20	0.6	0.9	0.9	0.9	6.5	6.9	7.6	9	56	48	26.0
1.0	32/0.20	0.6	0.9	0.9	0.9	6.9	7.3	8.2	14	43	37	19.5
1.5	30/0.25	0.6	0.9	0.9	1.0	7.6	8.2	9.3	18	31	26	13.3
2.5	50/0.25	0.7	1.0	1.0	1.0	9.0	9.6	10.5	24	18	16	7.98
4.0	56/0.30	0.8	1.0	1.0	1.0	10.3	10.9	12.3	32	11	9.6	4.95

Note: Conductor as per class V. Supplied in 100 metre lengths with black outer sheath and in bigger packing on request. Any colour on specific request can be supplied, in economical run. Higher sizes of nominal cross sectional area of conductor area are also available on request.

\*The number and diameter of conductor strands are for reference only. Conductor resistance as per IS:8130 is the governing criteria.

The above data is indicative and may be revised without prior intimation.



### Single Core Insulated Copper Conductor (Unsheathed) Flexible Cable, 1100 Voltage Grade for Industrial application

- Higher safety factors
- Compact construction
- Choice of superior insulation system for meeting IEC classification, temperature rise, protection etc.



#### Technical Specification

	FR	FRLS	ZHFR
Type of insulation	70°C/105°C Heat Resistant PVC	Flame Retardant Low Smoke (FRLS)	Halogen Free (HFFR) From 1.0 to 4.0 sq.mm.
Typical applications	Wiring of panels for use in high ambient temperature	Wiring in high density critical installations in public places and fire prone areas	Wiring in high density critical installations in public places and in vicinity of electronic systems
Applicable standards	IS-694, BS 6004, IEC 60227, DIN VDE-0281-3	IEC 60332-1, BS 4066-1, EIC-60754-1, ASTMD-2843, ASTMD-2863	IEC 60332-1&3, BS 4066-1&3, IEC 60754-1&2, ASTMD-2863, BS 7211, DIN VDE-0282-9

#### Single Core Insulated Copper Conductor (Unsheathed) Flexible Cables, 1100 Voltage Grade for Industrial Application

Nominal Cross Sectional Area of Conductor	Number/ Nom. Dia of cond. strands*	Thickness of Insulation (Nom)	Approx. Overall Diameter	Max. Current Carrying Capacity	Max. Conductor Resistance per KM at 20°C
sq. mm.	mm	mm	mm	Amps	Ohms
10	80/0.4	1.0	6.30	55	1.91
16	126/0.4	1.0	7.40	75	1.21
25	196/0.4	1.2	9.10	100	0.780
35	276/0.4	1.2	10.30	125	0.554
50	396/0.4	1.4	12.20	165	0.386
70	354/0.5	1.4	14.10	240	0.272
95	484/0.5	1.6	16.40	300	0.206
120	608/0.5	1.6	18.00	325	0.161
150	750/0.5	1.8	20.10	352	0.129
185	925/0.5	2.0	22.30	415	0.106
240	1210/0.5	2.2	25.20	500	0.0801
300	1520/0.5	2.4	28.50	585	0.0641

Note: Conductor as per class V, 100 metre packing lengths as per IS:694 and in bigger packing on request. Higher sizes of nominal cross sectional area of conductor area are also available on request.  
 \*The number and diameter of conductor strands are for reference only. Conductor resistance as per IS:8130 is the governing criteria.  
 The above data is indicative and may be revised without prior intimation.

#### Construction:-

**Conductor** : Plain annealed copper conductor as per IS:8130

**Insulation** : **Primary** - Natural Type A PVC


**Colour** : As per IS:694

Any other colour on specific request can also be supplied. Subject to economical run.



# Submersible Flat Cables (Three Core) for Voltage up to 1100 V AC

- Fits perfect required Grommet
- As per IS dimension
- Perfect sheathing for under water application



## Technical Specification

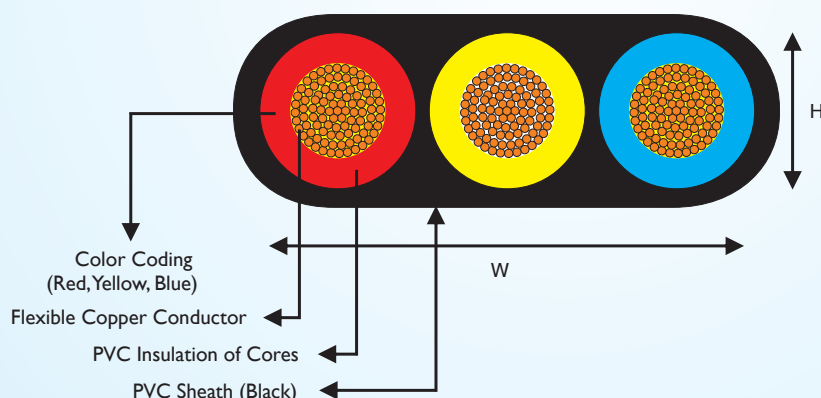
**Conductor:** Nicely bunched high purity bright, electrolytic grade, plain annealed copper with superb flexibility according to harmonized grades HO5V-K, HO7V-K, BS 6360 class 5 available in various sizes.

**Insulation & Sheathing:** Generally available with general purpose insulation and normal PVC sheathing, choice of insulation and sheathing is available on special order.

## Three Core Flat Flexible Industrial Cable For Submersible Pump Motors, 1100 Voltage Grade


Nominal Area of Conductor	INSULATION			Overall Dimensions (Max.)		Max. Conductor Resistance at 20°C (Max.)	Current Carrying Capacity at 40°C
	*Number/ Size of Wire for each Core	Thickness (Nom.)	Core Dia. (Nom.)	Width W	Height H		
sq. mm	mm	mm	mm	mm	mm	Ohm/Km	Amps.
1.50	30/0.25	0.6	2.9	12.0	5.6	13.3	14
2.50	50/0.25	0.7	3.5	13.0	6.2	7.98	18
4.00	56/0.30	0.8	4.0	15.3	7.1	4.95	26
6.00	84/0.30	0.8	4.90	19.20	8.4	3.3	31
10.00	80/0.40	1	6.20	24.2	10.40	1.91	42
16.00	126/0.40	1	7.30	29	12.40	1.21	57
25.00	196/0.40	1.2	8.90	36.50	15.70	0.78	72
35.00	276/0.40	1.2	10.10	40.5	17.20	0.554	90

**Note:** All Conductor shall be as per class 5 IS: 8130. Supplied in 500+ 5% metre packing on drums. Can also be supplied in 100 metre packing on request. \*The number and diameter of conductor strands are for reference only. Conductor resistance as per IS:8130 is the governing criteria. The above data is indicative and may be revised without prior intimation.



## KEI Industries Limited

REGISTERED AND CORPORATE OFFICE: D-90, OKHLA INDUSTRIAL AREA PHASE-I, NEW DELHI-110020,  
TEL: +91-11-26818840/8642/0242 FAX: 26817225, 26811959 E-MAIL: info@kei-ind.com  
WEBSITE: www.kei-ind.com CIN NO: L74899DL1992PLC051527



Scan to reach other offices