



KEI Industries Limited

Regd. Office: D-90, Okhla Industrial Area, Phase - 1 New Delhi - 110020. CIN: L74899DL1992PLC051527. Tel.: +91-11-26818840, 26818642, 26815558, 26815559. Fax: +91-11-26811959, 26817225. Email: info@kei-ind.com Website: www.kei-ind.com

Date: 20.07.2018

KEI/BSE/2018-19
The Manager,
BSE Limited
Listing Division,
Phiroze Jeejeebhoy Towers,
Dalal Street,
Mumbai- 400 001.

Sub: Shareholding Pattern for the Quarter ended on 30.06.2018.

Dear Sir / Madam,

Please find enclosed herewith Shareholding Pattern under regulation 31(1)(b) of the SEBI (Listing Obligations and Disclosure Requirements) Regulations, 2015 for the quarter ended on 30.06.2018.

This is for your information and record.

Thanking You,

Yours faithfully,
For KEI INDUSTRIES LIMITED

For KEI INDUSTRIES LTD.


(Kishore Kunal)
GM (Corporate) & Company Secretary

(KISHORE KUNAL)
GM (Corporate) & Company Secretary

CC:

<p>The National Stock Exchange of India Ltd. Listing Division, Exchange Plaza, Plot No. C/1, G Block, Bandra Kurla Complex, Bandra (E), Mumbai - 400 051</p>	<p>The Calcutta Stock Exchange Ltd. The Senior Manager, Listing Division, 7, Lyons Range, Kolkata-700001</p>
--	--

Works-II : Bhiwadi : SP-920, RIICO Industrial Area, Phase-III, Bhiwadi, Dist. Alwar-301019 (Rajasthan) Tel : 01493-220106, 221731 Fax : 01493-221732.
Works-III : Silvassa : 99/2/7, Madhuban Istrial Estate, Rakholi, Silvassa UT of D &N.H-396240. Tel/Fax : 0091-260-2644404, 2630944,2645896
Branch : Chennai : 27/F-1, first floor, Chakrapani Street, West Mambalam, Chennai-600 033 Tel : 044-24803363 Fax : 044-24803404.
Offices : Mumbai : 101/102, Vastu Shilp, Vastu Enclave, Andheri Pump House, Andheri(East), Mumbai-400093. Tel: 0091-22-2823963/28375642, Fax: 28258277
: Kolkata : Arihanth Benchmark, 4th Floor, 113-F, Matheshwartola Road, Kolkata-7000466 Telfax : 033-40620820/4062


DISCLOSURE OF HOLDING OF SPECIFIED SECURITIES

1 Name of Listed Entity : KEI Industries Limited
2 Scrip Code/Name of Scrip/Class of Security : 517569-BSE/ KEI-NSE/21180-CSE/KEI Industries Limited/ Equity
3 Share Holding Pattern Filed under : Reg. 31(1)(b) for the quarter ended June 30, 2018

We hereby declare the following:

	Particulars	Yes	No
1	Whether the Listed Entity has issued any partly paid up shares?		√
2	Whether the Listed Entity has issued any Convertible Securities or Warrants?		√
3	Whether the Listed Entity has any shares against which depository receipts are issued?		√
4	Whether the Listed Entity has any shares in locked-in?		√
5	Whether any shares held by promoters are pledge or otherwise encumbered?		√

For KEI INDUSTRIES LTD.


(Kishore Kunal)
GM (Corporate) & Company Secretary




Table I - Summary Statement holding of specified securities

Category	Category of shareholder	Nos. of shareholders	No. of fully paid up equity shares held	No. of Partly paid-up equity shares held	No. of shares underlying Depository Receipts	Total nos. shares held	Shareholding as a % of total no. of shares (calculated as per SCRR, 1957)	Number of Voting Rights held in each class of securities			No. of Shares Outstanding convertible securities (including Warrants)	Shareholding, as a % assuming full conversion of convertible securities (as a percentage of diluted share capital)	Number of Locked in shares		Number of Shares pledged or otherwise encumbered		Number of equity shares held in dematerialized form			
								(IX)					(X)	(XI)= (VII)+(X) As a % of (A+B+C2)	(XII)			(XIII)		(XIV)
								No of Voting Rights							Total as a % of (A+B+C)	No. (a)		As a % of total	No. (a)	
(I)	(II)	(III)	(IV)	(V)	(VI)	(VII)=(IV+ (V)+ (VI)	(VIII) As a % of (A+B+C2)	Class X	Class Y	Total	Total as a % of (A+B+C)	(X)	(XI)= (VII)+(X) As a % of (A+B+C2)	No. (a)	As a % of total	No. (a)	As a % of total Shares held	(XIV)		
(A)	Promoter & Promoter Group	8	36248466	0	0	36248466	46.26	36248466	0	36248466	46.26	0	46.26	0	0.00	0	0	36248466		
(B)	Public	42192	42112972	0	0	42112972	53.74	42112972	0	42112972	53.74	0	53.74	0	0.00	0	0	41934515		
(C)	Non Promoter- Non Public	0	0	0	0	0	0.00	0	0	0	0.00	0	0.00	0	0.00	0	0	0		
(C1)	Shares underlying DRs	0	0	0	0	0	0.00	0	0	0	0.00	0	0.00	0	0.00	0	0	0		
(C2)	Shares held by Employee Trusts	0	0	0	0	0	0.00	0	0	0	0.00	0	0.00	0	0.00	0	0	0		
	Total	42200	78361438	0	0	78361438	100.00	78361438	0	78361438	100.00	0	100.00	0	0.00	0	0.00	78182981		

For KEI INDUSTRIES LTD.


(Kishore Kunal)

GM (Corporate) & Company Secretary




Table II - Statement showing shareholding pattern of the Promoter and Promoter Group

Category & Name of the Shareholders	PAN	No. of share holder	No. of fully paid up equity shares held	Partly paid-up equity shares held	Nos. of shares under lying Depository Receipts	Total nos. shares held	Shareholding as a % of total no. of shares (calculated as per SCRR, 1957)	Number of Voting Rights held in each class of securities			No. of Shares Underlying Outstanding convertible securities (including Warrants)	Shareholding, as a % assuming full conversion of convertible securities (as a percentage of diluted share capital)	Number of Locked in shares		Number of Shares pledged or otherwise encumbered		Number of equity shares held in dematerialized form			
								(IX)					(X)	(XI) = (VII)+(X) As a % of	(XII)			(XIII)		(XIV)
								No of Voting Rights							Total as a % of	No. (a)		As a % of total	No. (a)	
(I)	(II)	(III)	(IV)	(V)	(VI)	(VII) = IV+V+VI	(VIII) As a % of (A+B+)	Class X	Class Y	Total										
1 Indian																				
(a) Individuals/Hindu undivided Family		3	19168466	0	0	19168466	24.46	19168466	0	19168466	24.46	0	0.00	0	0.00	0	0.00	19168466		
Anil Gupta HUF	AAAHA1650E		4650375	0	0	4650375	5.93	4650375	0	4650375	5.93	0	0.00	0	0.00	0	0.00	4650375		
Archana Gupta	AAHPG2849Q		837315	0	0	837315	1.07	837315	0	837315	1.07	0	0.00	0	0.00	0	0.00	837315		
Anil Gupta	AAJPG9055C		13680776	0	0	13680776	17.46	13680776	0	13680776	17.46	0	0.00	0	0.00	0	0.00	13680776		
(b) Central Government/ State Government(s)		0	0	0	0	0	0.00	0	0	0	0.00	0	0.00	0	0.00	0	0.00	0		
(c) Financial Institutions/ Banks		0	0	0	0	0	0.00	0	0	0	0.00	0	0.00	0	0.00	0	0.00	0		
(d) Any Other - Bodies Corporates		5	17080000	0	0	17080000	21.80	17080000	0	17080000	21.80	0	0.00	0	0.00	0	0.00	17080000		
KEI Cables Pvt. Ltd.	AAACK5445L		1575000	0	0	1575000	2.01	1575000	0	1575000	2.01	0	0.00	0	0.00	0	0.00	1575000		
Projection Financial & Management Consultants Pvt. Ltd.	AAACP6975A		7900000	0	0	7900000	10.08	7900000	0	7900000	10.08	0	0.00	0	0.00	0	0.00	7900000		
Dhan Versha Agency Pvt. Ltd.	AABCD6005G		1000000	0	0	1000000	1.28	1000000	0	1000000	1.28	0	0.00	0	0.00	0	0.00	1000000		
Shubh Laxmi Motels & Inns Pvt. Ltd.	AAGCS3091N		3480000	0	0	3480000	4.44	3480000	0	3480000	4.44	0	0.00	0	0.00	0	0.00	3480000		
Soubhagya Agency Pvt. Ltd.	AAGCS4508N		3125000	0	0	3125000	3.99	3125000	0	3125000	3.99	0	0.00	0	0.00	0	0.00	3125000		
Sub-Total (A)(1)		8	36248466	0	0	36248466	46.26	36248466	0	36248466	46.26	0	0.00	0	0.00	0	0.00	36248466		
2 Foreign																				
(a) Individuals (Non- Resident Individuals/ Foreign Individuals)		0	0	0	0	0	0.00	0	0	0	0.00	0	0.00	0	0.00	0	0.00	0		
(b) Government		0	0	0	0	0	0.00	0	0	0	0.00	0	0.00	0	0.00	0	0.00	0		
(c) Institutions		0	0	0	0	0	0.00	0	0	0	0.00	0	0.00	0	0.00	0	0.00	0		
(d) Foreign Portfolio Investor		0	0	0	0	0	0.00	0	0	0	0.00	0	0.00	0	0.00	0	0.00	0		
(e) Any Other		0	0	0	0	0	0.00	0	0	0	0.00	0	0.00	0	0.00	0	0.00	0		
Sub-Total (A)(2)		0	0	0	0	0	0.00	0	0	0	0.00	0	0.00	0	0.00	0	0.00	0		
Total Shareholding of Promoter and Promoter Group (A)= (A)(1)+(A)(2)		8	36248466	0	0	36248466	46.26	36248466	0	36248466	46.26	0	0.00	0	0.00	0	0.00	36248466		

For KEI INDUSTRIES LTD.

(Kishore Kunal)
GM (Corporate) & Company Secretary

Kishore Kunal

Table III - Statement showing shareholding pattern of the Public shareholder

Category & Name of the Shareholders	PAN	Nos. of share holder	No. of fully paid up equity shares held	Partly paid-up equity shares held	Nos. of shares underlying Depository Receipts	Total nos. shares held	Shareholding % calculated as per SCRR, 1957	Number of Voting Rights held in each class of securities			No. of Shares Underlying Outstanding convertible securities (including Warrants)	Total shareholding, as a % assuming full conversion of convertible securities (as a percentage of diluted share capital)	Number of Locked in shares		Number of Shares pledged or otherwise encumbered		Number of equity shares held in dematerialized form		
								(IX)					(X)	(XI) = (VII)+(X)	(XII)			(XIII)	
								As a % of (A+B+C2)	No of Voting Rights Class X	Class Y					Total	Total as a % of		No. (a)	As a % of total
(I)	(II)	(III)	(IV)	(V)	(VI)	VII = IV+V+VI	VIII	(IX)			(X)	(XI) = (VII)+(X)	(XII)		(XIII)		(XIV)		
1	Institutions																		
(a)	Mutual Funds		11	9339751	0	0	9339751	11.92	9339751	0	9339751	11.92	0	0.00		NA	9339751		
	HDFC Trustee Co Ltd A/C HDFC Retirement Savings Fund-Equity Plan	AAATH1809A		1266096	0	0	1266096	1.62	1266096	0	1266096	1.62	0	0.00		NA	1266096		
	Sundaram Mutual Fund A/C Sundaram Emergi NG Small Cap - Series III	AAATS2554B		818995	0	0	818995	1.05	818995	0	818995	1.05	0	0.00		NA	818995		
	Franklin Templeton Mutual Fund A/C Franklin Build India Fund (FBIF)	AAATT4931H		5000000	0	0	5000000	6.38	5000000	0	5000000	6.38	0	0.00		NA	5000000		
(b)	Venture Capital Funds		0	0	0	0	0	0.00	0	0	0	0.00	0	0.00		NA	0		
(c)	Alternate Investment Funds		2	515139	0	0	515139	0.66	515139	0	515139	0.66	0	0.00		NA	515139		
(d)	Foreign Venture Capital Investors		0	0	0	0	0	0.00	0	0	0	0.00	0	0.00		NA	0		
(e)	Foreign Portfolio Investors		76	7757812	0	0	7757812	9.90	7757812	0	7757812	9.90	0	0.00		NA	7757812		
(f)	Financial Institutions/ Banks		3	96265	0	0	96265	0.12	96265	0	96265	0.12	0	0.00		NA	96265		
(g)	Insurance Companies		0	0	0	0	0	0.00	0	0	0	0.00	0	0.00		NA	0		
(h)	Provident Funds/ Pension Funds		0	0	0	0	0	0.00	0	0	0	0.00	0	0.00		NA	0		
(i)	Any Other - Foreign Institutional Investor (FII)		1	89843	0	0	89843	0.11	89843	0	89843	0.11	0	0.00		NA	89843		
	Sub-Total (B)(1)		93	17798810	0	0	17798810	22.71	17798810	0	17798810	22.71	0	0.00		NA	17798810		
2	Central Government/ State Government(s)/ President of India		0	0	0	0	0	0.00	0	0	0	0.00	0	0.00		NA	0		
	Sub-Total (B)(2)		0	0	0	0	0	0.00	0	0	0	0.00	0	0.00		NA	0		
3	Non-institutions																		
(a)	Individuals -																		
	i. Individual shareholders holding nominal share capital up to Rs. 2 lakhs.		40594	11677992	0	0	11677992	14.90	11677992	0	11677992	14.90	0	0.00		NA	11520535		
	ii. Individual shareholders holding nominal share capital in excess of Rs. 2 lakhs.		17	8373349	0	0	8373349	10.69	8373349	0	8373349	10.69	0	0.00		NA	8373349		
	Ajay Upadaya	AAAPU0699R		1000000	0	0	1000000	1.28	1000000	0	1000000	1.28	0	0.00		NA	1000000		
	Ashish Kacholia	AAAPK0757F		2491608	0	0	2491608	3.18	2491608	0	2491608	3.18	0	0.00		NA	2491608		
	Ashish Agarwal	AAABFE7233Q		1327312	0	0	1327312	1.69	1327312	0	1327312	1.69	0	0.00		NA	1327312		
(b)	NBFCs registered with RBI		7	575551	0	0	575551	0.73	575551	0	575551	0.73	0	0.00		NA	575551		
(c)	Employee Trusts		0	0	0	0	0	0.00	0	0	0	0.00	0	0.00		NA	0		
(d)	Overseas Depositories (holding DRs) (balancing figure)		0	0	0	0	0	0.00	0	0	0	0.00	0	0.00		NA	0		
(e)	Any Other:																		
	Bodies Corporate:		398	2164097	0	0	2164097	2.76	2164097	0	2164097	2.76	0	0.00		NA	2163097		
	Unclaimed Suspense A/c IEPF		2	169395	0	0	169395	0.22	169395	0	169395	0.22	0	0.00		NA	169395		
	Sub-Total (B)(3)		934	639777	0	0	639777	0.82	639777	0	639777	0.82	0	0.00		NA	619777		
	NRI/OCB		132	291748	0	0	291748	0.37	291748	0	291748	0.37	0	0.00		NA	291748		
	Clearing Member		5	19043	0	0	19043	0.02	19043	0	19043	0.02	0	0.00		NA	19043		
	Trust		10	403210	0	0	403210	0.51	403210	0	403210	0.51	0	0.00		NA	403210		
	Directors and their Relatives		42099	24314162	0	0	24314162	31.03	24314162	0	24314162	31.03	0	0.00		NA	24135705		
	Sub-Total (B)(3)		42099	24314162	0	0	24314162	31.03	24314162	0	24314162	31.03	0	0.00		NA	41934515		
	Total Public Shareholding (B) = (B)(1) + (B)(2) + (B)(3)		42192	42112972	0	0	42112972	53.74	42112972	0	42112972	53.74	0	0.00		NA	41934515		

For KEI INDUSTRIES LTD.

(Kishore Kunal)

GM (Corporate) & Company Secretary

Jitendra Agarwal

Table III - Details of shares which remain unclaimed may be given here along with details such as number of shareholders, outstanding shares held in demat/suspense account, voting rights which are frozen*

Sr. No	No. Shareholders	No. of Shares held whose voting rights are frozen
1	318	169395

* 169395 equity shares in respect of which dividend has been unpaid/unclaimed for seven consecutive years have been transferred to Investor Education and Protection (IEPF) Authority and voting rights of the

Table IV - Statement showing shareholding pattern of the Non Promoter- Non Public shareholder

Sr. No	Category & Name of the Shareholders	PAN	No. of shareholder	No. of fully paid up equity shares held	Partly paid-up equity shares held	Nos. of shares underlying Depository Receipts	Total no. shares held (VII = IV+V+VI)	Shareholding % calculated as per SCRR, 1957 (VIII) As a % of (A+B+C2)	Number of Voting Rights held in each class of securities (IX)			No. of Shares Underlying Outstanding convertible securities (including Warrants) (X)	Total shareholding, as a % assuming full conversion of convertible securities (as a percentage of diluted share capital) (XI)	Number of Locked in shares (XII)		Number of Shares pledged or otherwise encumbered (XIII)		Number of equity shares held in dematerialized form (XIV)
									Total as a % of Total	No. of Voting Rights				No.	As a % of total	No.	As a % of total	
										Class X	Class Y							
1	Custodian/DR Holder							0.00	0	0	0	0.00	0	0.00	0	0.00	NA	0
(a)	Name of DR Holder		0	0	0	0	0	0.00	0	0	0	0.00	0	0.00	0	0.00	NA	0
2	Employee Benefit Trust (under SEBI (Share based Employee Benefit) Regulations, 2014)		0	0	0	0	0	0.00	0	0	0	0.00	0	0.00	0	0.00	NA	0
	Total Non- Promoter- Non Public Shareholding (C)= (C)(1)+(C)(2)		0	0	0	0	0	0.00	0	0	0	0.00	0	0.00	0	0.00	NA	0

For KEI INDUSTRIES LTD.

(Kishore Kunal)

GM (Corporate) & Company Secretary

Shreyas Jaiswal